

Market Watch

EQUITY

FIXED INCOME

DEVELOPED MARKETS Base Price Currency

	TIME	LAST PRICE	WTD	MTD	YTD	YTD EUR
MSCI WORLD	7/17/2023	3,022	+3.10%	+1.86%	+16.11%	+10.71%
DJIA 30	7/17/2023	34,585	+1.89%	+0.52%	+4.34%	-0.51%
S&P 500	7/17/2023	4,523	+2.57%	+1.63%	+17.80%	+12.32%
NASDAQ COMP.	7/17/2023	14,245	+4.09%	+3.31%	+36.10%	+29.78%
RUSSELL 2000	7/17/2023	1,951	+2.96%	+3.31%	+10.79%	+5.64%
NIKKEI 225	7/17/2023	32,391	+0.63%	-2.40%	+24.13%	+11.76%
TOPIX	7/17/2023	2,239	-0.19%	-2.16%	+18.36%	+6.57%
EURO STOXX 50	7/17/2023	4,357	+2.36%	-0.96%	+14.85%	+14.85%
EURO STOXX 600	7/17/2023	458	+2.11%	-0.87%	+7.77%	+7.77%
DAX 30	7/17/2023	16,069	+2.52%	-0.49%	+15.41%	+15.41%
FTSE 100	7/17/2023	7,406	+1.82%	-1.66%	-0.61%	+2.43%
CAC 40	7/17/2023	7,292	+2.07%	-1.46%	+12.63%	+12.63%
FTSEMIB 40	7/17/2023	28,609	+2.64%	+1.34%	+20.68%	+20.68%
IBEX 35	7/17/2023	9,438	+2.00%	-1.62%	+14.69%	+14.69%

EMERGING MARKETS Base Price Currency

	TIME	LAST PRICE	WTD	MTD	YTD	YTD EUR
MSCI EM	7/17/2023	1,028	+4.67%	+3.87%	+7.46%	+2.47%
HANG SENG	7/17/2023	19,414	+5.05%	+2.63%	-1.86%	-6.62%
SHANGHAI	7/17/2023	3,210	+0.19%	+0.24%	+3.90%	-4.71%
KOREA KOSPI	7/17/2023	2,619	+3.90%	+2.13%	+17.11%	+11.21%
INDIA SENSEX	7/17/2023	66,590	+1.91%	+2.89%	+9.45%	+5.21%
IBOVESPA	7/17/2023	118,219	+0.23%	+0.11%	+7.73%	+12.37%
ARGENTINA Merval	7/17/2023	456,843	+8.57%	+7.17%	+126.06%	+43.13%
MEXICO IPC	7/17/2023	53,623	-0.06%	+0.18%	+10.65%	+22.61%
IMOEX	7/17/2023	2,918	+2.13%	+4.30%	+35.44%	+4.47%
BIST 30	7/17/2023	6,600	+5.26%	+14.61%	+19.81%	-18.85%

THEMATIC EQUITIES Base Price Currency

	TIME	LAST PRICE	WTD	MTD	YTD	YTD EUR
MSCI World ESG Leaders	7/17/2023	186	+3.33%	+2.05%	+16.99%	+11.56%
FTSE NAREIT All Equity REITS	7/17/2023	22,594	+1.45%	+2.13%	+5.17%	+0.28%
Nasdaq CTA AI & Robotics	7/17/2023	1,641	+2.84%	+2.94%	+30.81%	+24.73%
S&P Global Luxury Index	7/17/2023	4,609	+2.49%	+0.92%	+23.29%	+17.56%
MSCI ACWI Food & Staples Retailing	7/17/2023	165	+1.59%	+0.60%	+8.74%	+3.69%
Global Solar Energy	7/17/2023	352	+6.26%	+3.46%	+1.08%	-3.62%
S&P Global Water	7/17/2023	5,840	+2.87%	+1.43%	+10.53%	+5.39%
S&P Global Clean Energy	7/17/2023	1,614	+5.00%	+3.67%	-3.76%	-8.23%
Nasdaq CEA Cybersecurity	7/17/2023	2,219	+2.02%	+1.71%	+19.51%	+13.96%
MSCI World Health Care	7/17/2023	342	+1.51%	-0.96%	-0.99%	-5.59%
S&P Global Infrastructure	7/17/2023	2,718	+2.00%	+0.80%	+2.27%	-2.48%

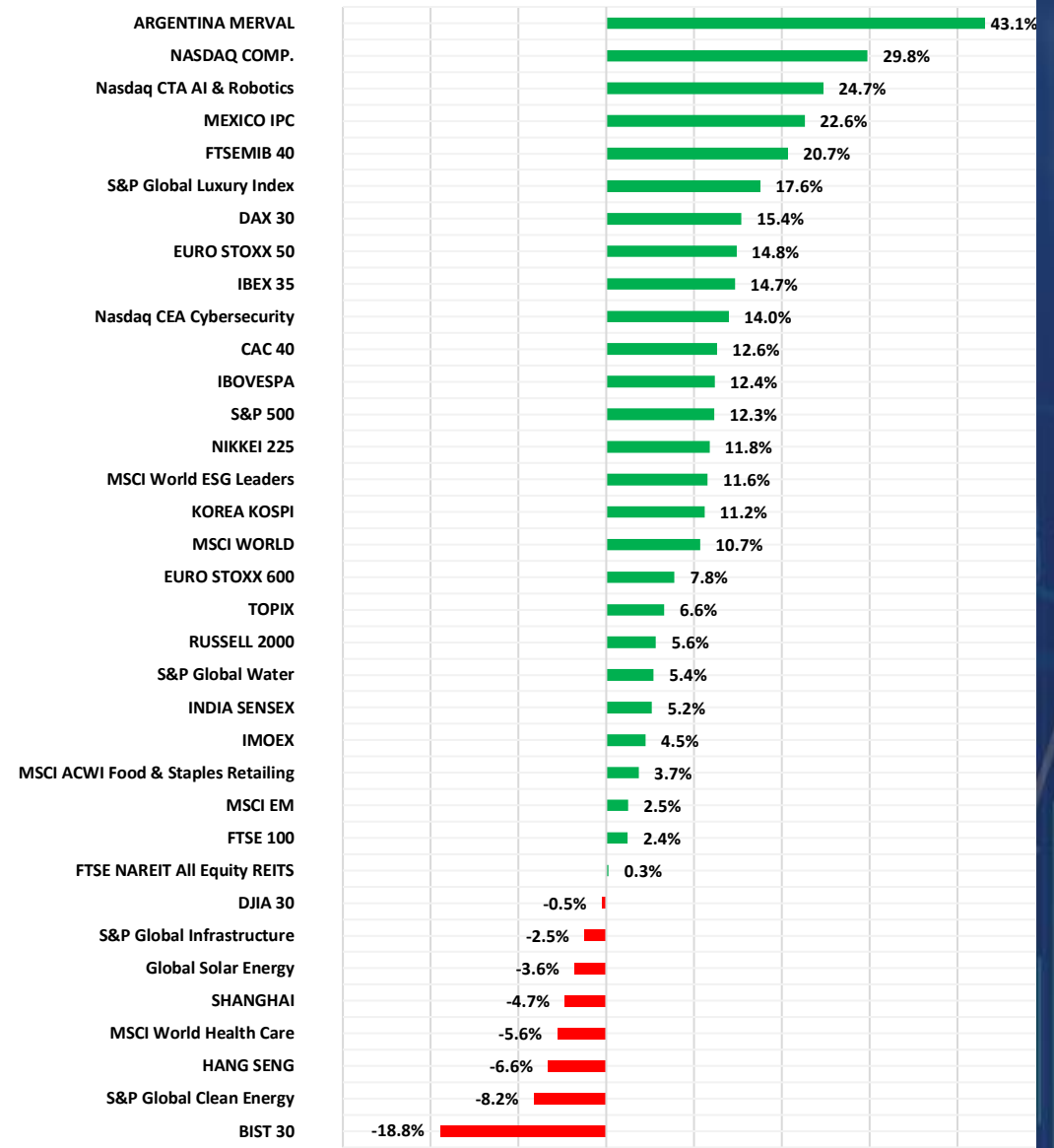
GOVERNMENT Variations are in basis points (% YTD EUR)

	TIME	LAST YIELD	WTD	MTD	YTD	YTD EUR
10Y USA	7/17/2023	3.807%	-18.70	-2.99	-6.80	-4.46%
10Y Germany	7/17/2023	2.480%	-16.00	+8.80	-9.10	+1.55%
10Y Italy	7/17/2023	4.154%	-23.20	+8.20	-56.10	+6.40%
10Y Spain	7/17/2023	3.511%	-18.40	+12.60	-15.20	+1.69%
10Y Portugal	7/17/2023	3.209%	-16.80	+8.40	-37.70	+4.10%
10Y France	7/17/2023	3.007%	-18.60	+7.70	-10.80	+1.65%
10Y Netherlands	7/17/2023	2.819%	-18.10	+7.80	-8.50	+2.11%
10Y Switzerland	7/17/2023	0.976%	-11.50	+1.80	-64.10	+4.95%
10Y UK	7/17/2023	4.431%	-20.90	+4.30	+75.90	-5.14%
10Y Japan	7/17/2023	0.481%	+1.90	+8.00	+5.90	-10.12%
10Y Turkey	7/17/2023	17.020%	+43.00	+15.00	+719.00	-53.73%
10Y Canada	7/17/2023	3.400%	-11.50	+13.10	+10.00	-2.68%
10Y Mexico	7/17/2023	8.710%	-25.50	+2.70	-33.10	+13.34%
10Y Russia	2/25/2022	15.985%	+0.00	+0.00	+0.00	+0.00%
10Y Indonesia	7/17/2023	6.188%	-5.30	-5.50	-72.70	+3.12%
10Y China	7/17/2023	2.638%	-0.50	-0.30	-20.10	-7.49%
10Y India	7/17/2023	7.075%	-6.10	-4.20	-25.30	-3.09%
10Y Australia	7/17/2023	3.985%	-30.10	-3.90	-6.50	-3.04%

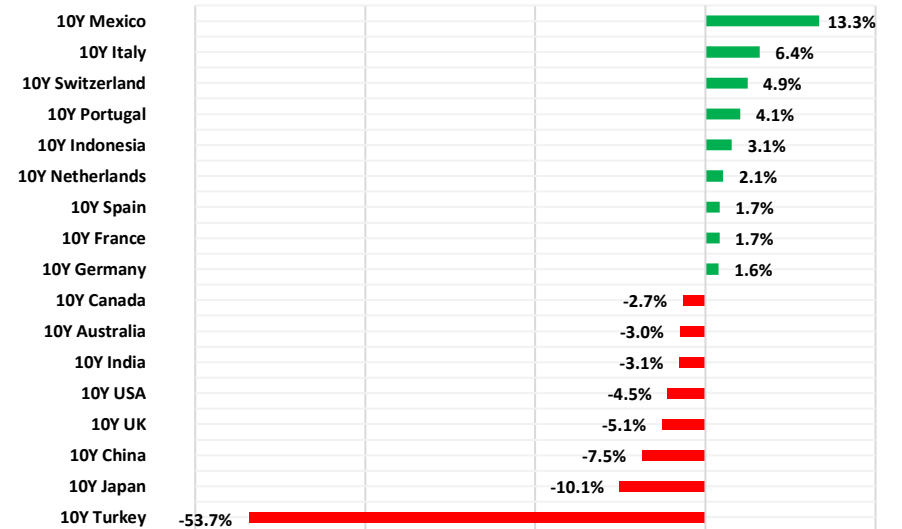
EX GOVERNMENT BASEPRICE Currency

	TIME	LAST PRICE	WTD	MTD	YTD	YTD EUR
BBG Barclays Global Aggregate	7/17/2023	25.83	+2.04%	+1.53%	+1.84%	-2.89%
Euro Corporate Bonds	7/17/2023	137.37	+1.01%	+0.32%	+1.83%	+1.83%
Euro Corporate Financials	7/17/2023	120.67	+1.00%	+0.64%	+2.51%	+2.51%
Euro Corporate ex-Financials	7/17/2023	123.25	+1.00%	+0.06%	+1.99%	+1.99%
EUR Corporate Liquid Corporates	7/17/2023	119.26	+1.03%	+0.28%	+1.08%	+1.08%
EUR Aggregate Bond	7/17/2023	104.52	+1.04%	-0.20%	+0.85%	+0.85%
EUR Liquid High Yield	7/17/2023	113.47	+1.05%	+0.38%	+3.27%	+3.27%
US Corp Investment Grade - USD	7/17/2023	49.94	+1.15%	+0.04%	+1.69%	-3.04%
USD High Yield Corporate - USD	7/17/2023	90.70	+1.36%	+0.86%	+1.86%	-2.87%
Em. Mkt LCL Bonds - USD	7/17/2023	37.93	+2.60%	+2.46%	+9.28%	+4.20%
ESG EMBI	7/17/2023	123.40	+2.31%	+1.05%	+5.00%	+0.07%
MSCI Global Green Bond Index	7/17/2023	101.51	+1.23%	-0.01%	+1.95%	+1.95%
Global Inflation-Linked	7/17/2023	328.29	+2.10%	+0.78%	+3.43%	-1.46%
BBG Global Convertibles	7/17/2023	394.86	+1.72%	+2.01%	+10.10%	+4.89%

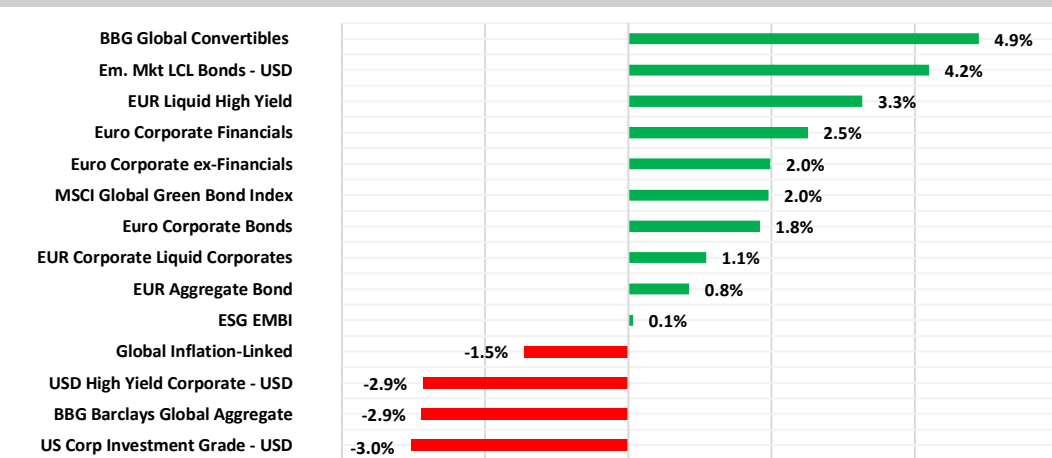
YTD PERFORMANCE IN EUR Release date: 7/17/2023



YTD PERFORMANCE in EUR



YTD PERFORMANCE in EUR



DISCLAIMER

This document has been prepared solely for general information purposes using sources publicly available. FARAD Investment Management S.A. ("FARAD I.M.") expressly disclaims any liability for losses or damages, whether direct or indirect, foreseeable or unforeseeable, incurred or suffered by any user of this document or of the information provided. No information provided in this document shall constitute or be construed as an offer to sell or as a solicitation of an offer to acquire securities. This document shall not be reproduced without the prior authorization of FARAD I.M.

FARAD INVESTMENT MANAGEMENT S.A.

Head Office: 17, Rue Beaumont, L-1219 Luxembourg - Tel. +352 26202281

www.FARAD-IM.com - info@FARAD-IM.com

Market Watch

CURRENCIES							YTD PERFORMANCE in EUR	
	TIME	LAST PRICE	WTD	MTD	YTD	YTD EUR		
Dollar Index	7/17/2023	99.84	-2.09%	-2.98%	-3.55%	-8.04%	USDRUB	28.4%
EURUSD	7/17/2023	1.12	+2.14%	+3.00%	+4.96%	+4.96%	EURJPY	11.0%
EURJPY	7/17/2023	155.88	+0.26%	-0.99%	+11.02%	+11.02%	USDCNY	9.5%
GBPUSD	7/17/2023	1.31	+1.65%	+2.91%	+8.19%	-2.92%	USDJPY	5.8%
USDCHF	7/17/2023	0.86	-2.80%	-3.92%	-6.92%	-2.30%	EURUSD	5.0%
USDJPY	7/17/2023	138.71	-1.84%	-3.88%	+5.79%	+5.79%	USDAUD	4.9%
USDMXN	7/17/2023	16.73	-1.91%	-2.32%	-14.22%	-9.95%	USDCHF	-2.3%
USDCNY	7/17/2023	7.17	-0.73%	-1.10%	+3.99%	+9.53%	GBPUSD	-2.9%
USDAUD	7/17/2023	1.47	-2.06%	-2.23%	-0.05%	+4.87%	USDBRL	-4.5%
USDRUB	7/17/2023	90.51	-0.48%	+1.34%	+22.00%	+28.39%	Dollar Index	-8.0%
USDBRL	7/17/2023	4.81	-1.84%	+0.44%	-9.03%	-4.51%	USDMXN	-9.9%

COMMODITIES Base Price Currency							YTD PERFORMANCE in EUR	
	TIME	LAST PRICE	WTD	MTD	YTD	YTD EUR		
Gold	7/17/2023	1,955.04	+1.54%	+1.86%	+7.18%	+2.20%	Gold	2.2%
Silver	7/17/2023	24.84	+7.40%	+9.07%	+3.70%	-1.12%	Silver	-1.1%
Platinum	7/17/2023	977.80	+5.23%	+8.10%	-8.93%	-13.16%	Copper	-4.1%
Aluminium	7/17/2023	2,209.51	+5.03%	+4.17%	-5.96%	-10.33%	Aluminium	-10.3%
Copper	7/17/2023	383.20	+1.60%	+2.43%	+0.56%	-4.11%	Crude Oil WTI	-11.9%
Crude Oil WTI	7/17/2023	74.15	+1.59%	+4.97%	-7.61%	-11.91%	Platinum	-13.2%
Natural Gas	7/17/2023	2.51	-5.88%	-10.22%	-39.66%	-42.46%	Wheat	-21.3%
Coal	7/17/2023	104.00	-6.26%	-9.96%	-54.46%	-56.57%	Corn	-29.8%
Corn	7/17/2023	499.25	-12.53%	-9.96%	-26.42%	-29.84%	Natural Gas	-42.5%
Wheat	7/17/2023	653.75	+2.75%	+2.75%	-17.46%	-21.29%	Lithium	-50.4%
Lithium	7/17/2023	44,040.48	-2.46%	-6.10%	-48.02%	-50.44%	Coal	-56.6%

TOP PICKS

Name	Last Price	YTD (%)	MTD (%)	WTD (%)	Sharpe	Return from inception in PTF (%)	Max DD	90-D Std.	Benchmark Name	Strategy	YTD vs BMK	Vol. vs BMK
FIXED INCOME												
DPAM L Bonds Emerging Mks Sustainable EUR	143.8	▲ 7.98	▼ -0.76	▲ 0.38	▲ 1.32	▲ 3.64	-6.26	5.42	ESG EMBI	EM Bonds	▲ 7.91	▲ 103%
SKY Harbor - U.S. Short Term HY Bond	117.4	▲ 3.44	▲ 0.53	▲ 0.80	▲ 0.36	▼ -2.03	-5.18	3.20	Barclays US HY TR USD-unh.	High Yield	▼ -2.93	▲ 72%
DNCA Invest Alpha Bond	117.0	▲ 3.14	▲ 0.21	▲ 0.10	▲ 1.70	▲ 9.12	-2.13	3.66	Global Hedge Fund EUR	Abs. Return	▲ 3.42	▼ 205%
iShares \$ Treasury Bond 7-10yr UCITS ETF USC	176.5	▲ 0.56	▲ 0.27	▲ 1.68	▼ -0.77	▼ -5.51	-11.71	10.84	US 10YR Note	Investment Grade	▼ -0.97	▲ 100%
EQUITIES												
NSF-Wealth Defender	1,188.4	▲ 20.88	▼ -0.74	▲ 0.93	▲ 0.64	▲ 10.60	-15.19	13.42	MSCI World TR EUR	Large Cap	▲ 9.45	▼ 127%
UBS ETF MSCI JAPAN JPY A-ACC	2,890.5	▲ 21.37	▼ -3.10	▼ -0.57	▲ 1.49	▲ 15.83	-8.35	19.32	MSCI Japan Total Return Net	Japan	▲ 12.46	▼ 144%
Liontrust - European Strategic Equity	18.3	▲ 0.38	▲ 0.55	▲ 2.24	▲ 0.30	▲ 13.32	-6.45	11.77	MSCI Europe TR EUR	Equity Hedge	▼ -9.75	▲ 96%
BNP Green Tigers	87.9	▲ 2.97	▼ -0.77	▲ 1.43	▼ -0.52	▼ -3.61	-16.41	13.43	MSCI AC Asia Ex. Japan Index	Asia-Pacific	▲ 1.43	▲ 103%
BALANCED / THEMATIC												
AMC Energy Transition & Human Capital	929.7	▲ 0.53	▼ -0.26	▲ 2.18	▼ -0.42	▼ -7.03	-10.08	12.72	MSCI Europe ESG Leaders	SDG	▼ -10.28	▲ 103%
Polar Capital - Healthcare Blue Chip Fund - R U	17.3	▲ 0.06	▼ -3.13	▼ -0.80	▼ -0.42	▼ -0.40	-33.19	33.23	MSCI World Health Care	Health Care	▲ 5.65	▼ 123%
SparkChange Physical Carbon EUA ETC	83.7	▲ 3.42	▼ -2.65	▲ 0.78	▲ 0.19	▼ -9.32	-19.23	18.30	Spot EUA Price Europe	Carbon Credit	▼ -0.11	▲ 87%
OFI Strategic Metals - I EUR	40,685.3	▼ -11.49	▲ 5.28	▲ 4.64	▼ -0.30	▼ -6.39			CoreCommodity ex-Energy TR	Commodities	▼ -14.00	▼ 170%



BEST PORTFOLIO MANAGEMENT TEAM
Luxembourg 2020

- Portfolio Management
- Fund Management
- Advisory & more



info@fa.lu
+352 26 20 22 81

DISCLAIMER

This document has been prepared solely for general information purposes using sources publicly available. FARAD Investment Management S.A. ("FARAD I.M.") expressly disclaims any liability for losses or damages, whether direct or indirect, foreseeable or unforeseeable, incurred or suffered by any user of this document or of the information provided. No information provided in this document shall constitute or be construed as an offer to sell or as a solicitation of an offer to acquire securities. This document shall not be reproduced without the prior authorization of FARAD I.M.

FARAD INVESTMENT MANAGEMENT S.A.

Head Office: 17, Rue Beaumont, L-1219 Luxembourg - Tel. +352 26202281

www.FARAD-IM.com - info@FARAD-IM.com